




Guidance for Downloading TPP/SystmOne Greater Manchester CVD Prevention Lipid Management Searches

1. Click on the following weblink: [CVD Prevention: Lipid Pathway - Resources for Health and Care - Health Innovation Manchester](#)
2. Scroll down to the following and click:


Lipids Searches for TPP/SystmOne - RPT file 

You will then see a Downloads box in the top right-hand corner.

3. Click **Open file**:

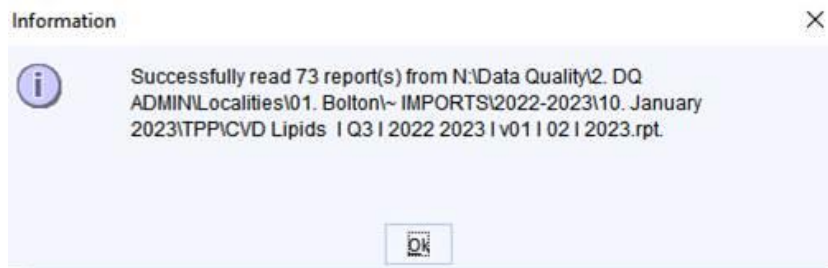
 CVD Lipids I FOR PRACTICE USE I v10 I 08 I 2023

4. Right click and copy the search into a shared folder on your network:

 CVD Lipids I FOR PRACTICE USE I v10 I 08 I 2023.rpt

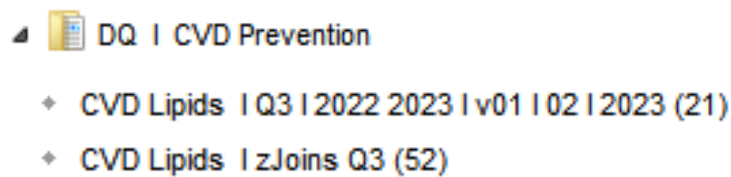
5. In your clinical system click on the **Reporting** tab then **Clinical Reporting**.
6. Click on the folder where you want to import the searches.

7. Click **Import** and browse to the shared folder where the searches are saved.



8. Now select **Keep existing categories**.

9. A folder will now appear in Local Reports named as below:



10. Once you have located the searches select **Okay** and the searches should then import into your TPP SystemOne clinical system.